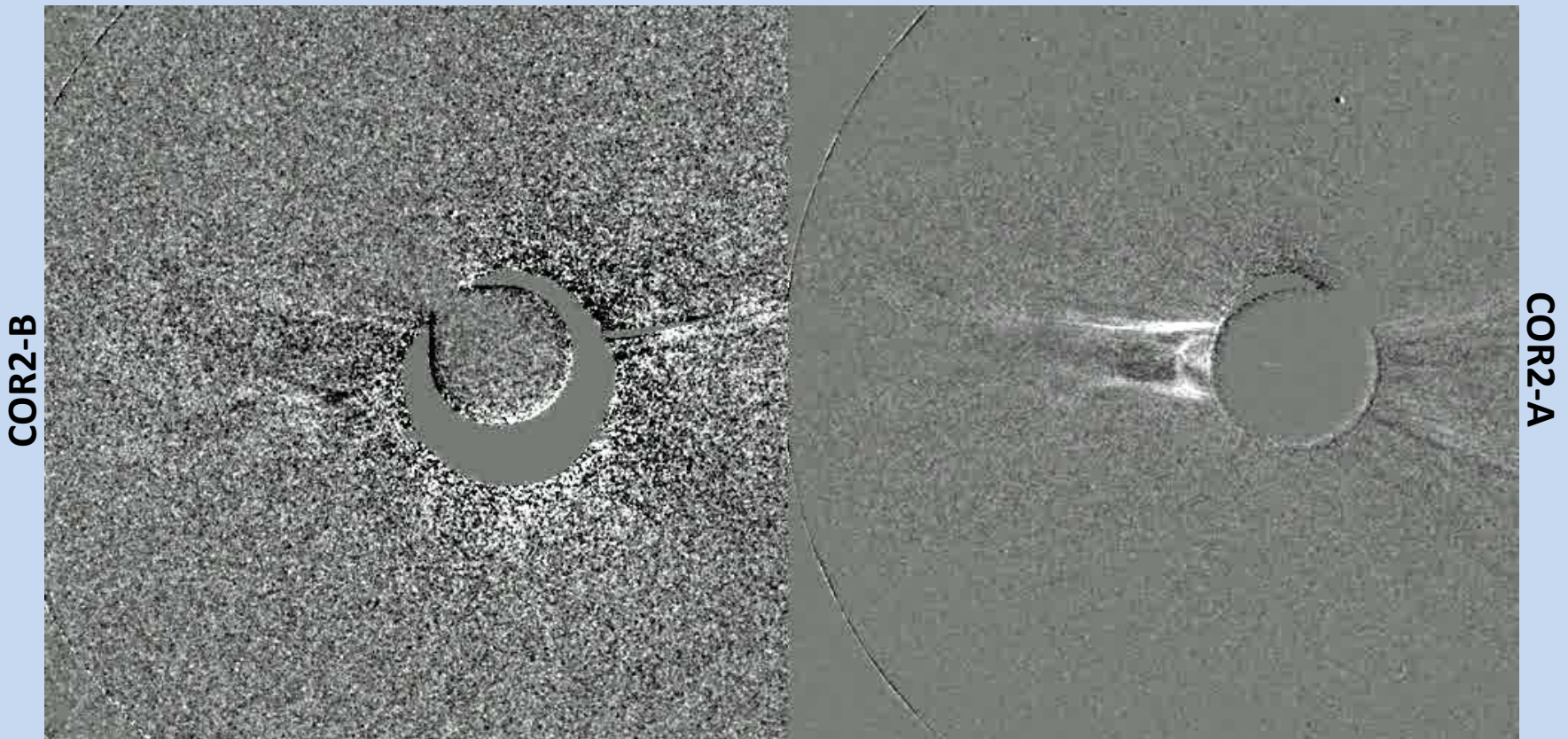


# Modeling the 2008 June 1 CME with an Evolving Flux Rope

- The CME is off the east limb from STEREO-A's perspective, but is a faint halo event as seen from STEREO-B.
- This is clearly a front-side halo from B's perspective despite the fact that there is little if any visible surface activity at all at the time of the CME (Robbrecht et al. 2009, ApJ, 701, 283).
- This is a very slow CME, with speeds of only  $\sim 200$  km/s in the COR2 FOV.
- The CME is continuously observable in SECCHI images all the way out to 1 AU, where the CME hits STEREO-B on June 6 (Möstl et al. 2009, ApJL, in press)..



# Creating a Parameterized Evolving Flux Rope CME

The flux rope is computed using the following equations:

$$r(\theta) = r_{max} \exp\left(-\frac{1}{2} \left|\frac{\theta}{\sigma}\right|^\alpha\right)$$

$$n_1(x, y) = n_{max} \exp\left[-\frac{1}{2} \left(\frac{\delta(x, y)}{\sigma_n}\right)^2\right]$$

$$n_2(x, y) = n_1(x, y) \left(\frac{x}{r_{max}}\right)^\beta$$

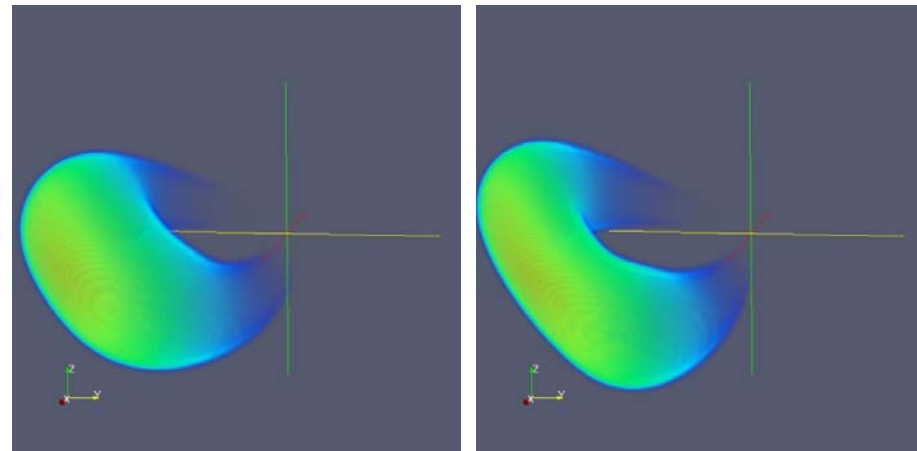
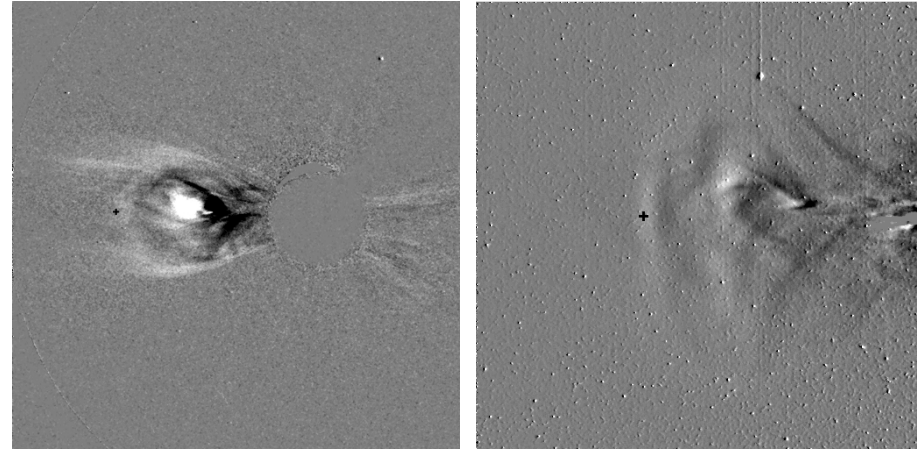
**Table 2.** 2008 June 1 CME Parameters.

Quantity	Flux Rope	
	(outer edge)	(inner edge)
$r_{max}$	1	[0.55,0.84] <sup>a</sup>
$\sigma$ (deg)	[38.2,42.5] <sup>a</sup>	21.2
$\alpha$	[2.0,8.0] <sup>a</sup>	4.0
$n_{max}$	1	
$\sigma_n$	0.034	
$\beta$	3	
$\phi_{fr}$ (deg)	-35	
$l_F$ (deg)	217	
$b_F$ (deg)	2	

Ranges [ $x_{min}, x_{max}$ ] are quoted above for the 3 quantities that are time-variable, where the quantity is then computable using

$$x(t) = x_{min} + \left[\frac{x_{max} - x_{min}}{2}\right] \left[\tanh\left(\frac{t - t_0}{2t_r}\right) + 1\right]$$

where  $t_0$  and  $t_r$  are additional parameters for the analysis. Assuming  $t=0$  corresponds to 11:45 UT on 2008 June 1, we settle on values of  $t_0=40$  hr and  $t_r=15$  hr.





# Comprehensive Movie of 2008 June 1 CME

